

SELF-EVALUATION



WEED CONTROL



DISEASE CONTROL




PEST CONTROL

Farmers consider weed, disease, and pest control similar to better compared to neighbor farmers, whatever the level of IPM adoption and the level of pesticide use. **IPM is efficient for weed, disease, and pest control.**



WORKLOAD



EQUIPMENT COST



GROSS MARGIN

No clear impact of IPM adoption on workload/ha.

No clear impact of IPM adoption on equipment costs.

Most IPMWORKS farmers think they have similar or higher gross margins than their neighbours. **IPM is cost-effective.**

CONCLUSION

The IPMWORKS network of producers in outdoor vegetables displays a large range of practices, with various levels of IPM adoption. The more IPM is adopted, the less pesticides are needed. Further progress in IPM adoption can be done with the help of IPMWORKS hub coaches.



THIS PROJECT HAS RECEIVED FUNDING FROM THE EUROPEAN UNION' HORIZON 2020 RESEARCH AND INNOVATION PROGRAMME UNDER GRANT AGREEMENT N. 101000339



OUTDOOR VEGETABLES

IPMWORKS
www.ipmworks.net



Nicolas Munier-Jolain (INRAE)
nicolas.munier-jolain@inrae.fr



/H2020IPMWORKS



/company/ipmworks



IPMWORKS

An EU-Wide farm network demonstrating and promoting cost-effective IPM strategies

INTEGRATED PEST MANAGEMENT

Integrated Pest Management (IPM) is based on a diversity of pest management measures (prevention, non-chemical control, best practices for optimizing pesticide efficiency, etc.). These are combined at the farm level to enable reduced reliance on pesticides, and therefore a decrease in the exposure of the environment and people to pesticides. Rare pioneer farmers throughout Europe are testing such IPM strategies and are succeeding in achieving good outcomes with low pesticide inputs. However the majority of European farmers still rely heavily on pesticides, with major environmental and societal impacts, because most of them have not adopted a comprehensive, farm-level and holistic IPM strategy so far.

IPMWORKS

IPMWORKS - An EU-wide farm network demonstrating and promoting cost-effective IPM strategies - is a four-year project (2020-2024) financed by the Horizon 2020 Research and Innovation programme of the EU. IPMWORKS is made up of a consortium of 31 partners from 16 European countries assembled with various types of organizations covering the following roles: Farmers organizations; Applied research, advisory and extension services; Academic research on social sciences; Academic research on agronomy (sensu lato) and environmental science and Training organizations. The project is coordinated by the French National Research Institute for Agriculture, Food and the Environment (INRAE).

DATASET



NUMBER OF FARMS
38



PARTICIPANT COUNTRIES
**Belgium
Finland
Portugal
Serbia
The Netherland**



TOTAL ORGANIC FARMS
6



AVERAGE FARM SIZE
179ha



MAIN CROPS
**POTATO
TOMATO**



AVERAGE EXPERIENCE OF FARMERS
21

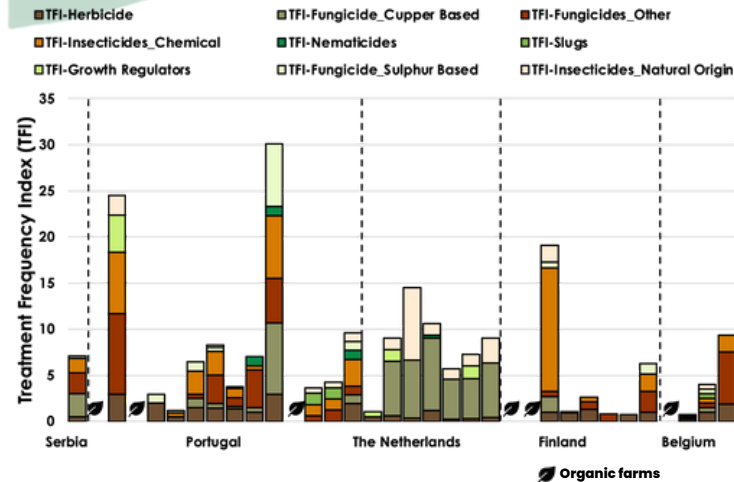
FARMERS' AWARENESS OF IPM AND MOTIVATIONS

Farmers' motivations and level of IPM adoption have been investigated through a survey, just after the farmers joined the network.

"IPM is a way to reduce pesticide use", "Not Compromising my health", "Beautiful & healthy crops", and "High product quality" are considered to be the most important statements informing about farmers' motivations for IPM/

Protecting the environment, natural resources, and biodiversity is a very important factor influencing farmers' decision to implement IPM.

PESTICIDE USE



Treatment Frequency Index (TFI)

TFI is used as a metric of frequency and intensity of pesticide use.

The TFI was determined based on:

- the number of treatments
- average dose (% recommended dose for target pest)
- average % of treated area

TFI metric shows a large range of pesticide use across farms, that can be attributed to:

- Nature of crops
- Level of IPM adoption



DECISION SUPPORT SYSTEM

Farmers of the network are not using DSSs to improve their decisions and avoid unnecessary treatments. Progress could be made in his area.



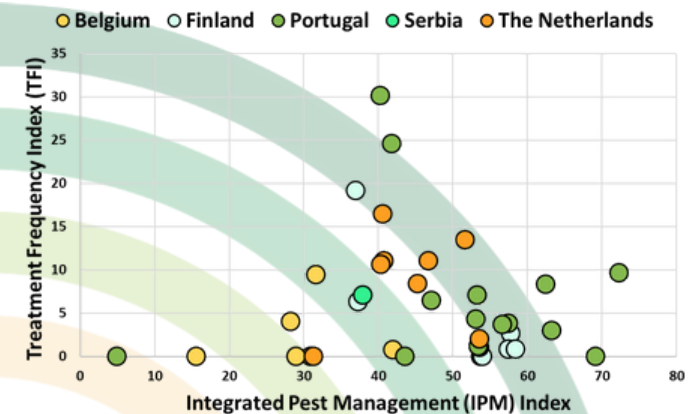
VARIETY CHOICE

For some vegetables there are some options to select cultivars resistant to diseases.

The survey informs about how far the various components of IPM are already implemented by IMPWORKS farmers in arable fields.

IPM INDEX

The survey informs about how far the various components of IPM are already implemented by IMPWORKS producers of outdoor vegetables. Based on this information, we tested a new IPM Index (sum of scores summarising IPM practices: number of crops in the rotation, use of resistant cultivars, adapted sowing dates to escape pests, soil tillage strategy, use of Decision Support Systems, mechanical weeding.....). The IPM Index ranges [0 - 80].



The range of IPM adoption varies across farms, and this explains part of the pesticide use.